



My



visit

to



Winchester

W



Science Centre

+

and



Planetarium.



**WINCHESTER
SCIENCE CENTRE
AND PLANETARIUM**



I



am going

to



visit

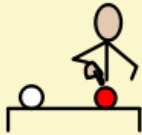


W

Winchester



Science Centre.



This

is a



photo

of the



outside

of the




building.




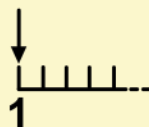
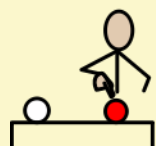


The white dome is the planetarium.








To  get to the  science centre you  go up  a  long  path.




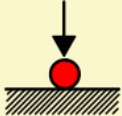






This is the main entrance.



    
I will be met by someone at the front desk.

     
They are friendly and are here to help me.




If I want something I can ask someone in uniform.

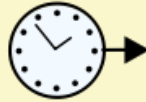


If I get lost, I can ask someone in uniform for help.

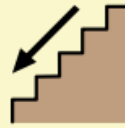




We



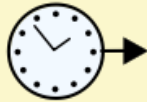
will



go downstairs.




We



will



put



our



bags



in


the



plastic



tubs.



They



will

be



safe



there.

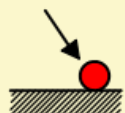




W



Winchester Science Centre is busy.



There



might

be



lots of



other



children



visiting

so it



might

be



noisy.



If

I



do not like

the



noise



I can



tell



my



teacher.



I can



ask



someone



in



uniform

to



borrow



ear defenders.

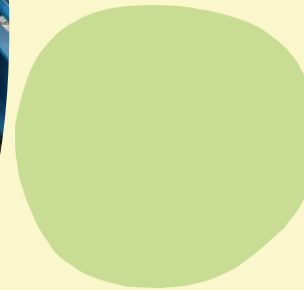




The recombobulation room is a simple, quiet room.



It is on the ground floor.

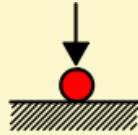




I can



go

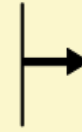


here

for a



break



from

the



science centre.





I can

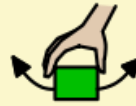


adjust

the

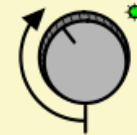


lighting




using

the



switch on

the



wall.



I can



make

it

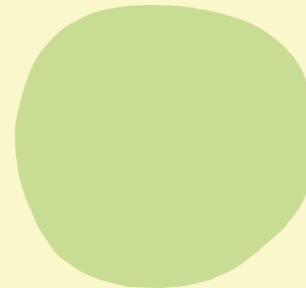


brighter

or

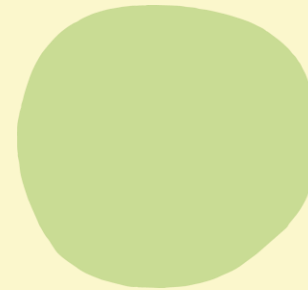
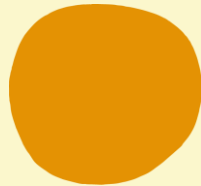


dimmer.










The recombobulation room is a simple, quiet room.





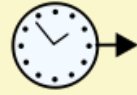





 Today
  I
  will
  be visiting:

- 
 The planetarium

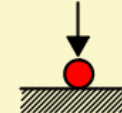
- 
 A workshop

-  The space exhibition
  called
  Explorer:
  Space
 

-  The exhibition
  floor

       
My teacher will know when I am doing my activities.



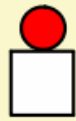


There are lots of fun things for me to do here, such as:



If I do not know what to do I can ask someone.

I will not be in trouble if I make a mistake.



On



the

first floor



I can



play

the

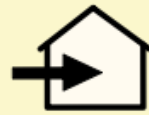


giant



guitar:





I can go inside the sonic rocket:





I can



play a game

to



save

Humphrey the

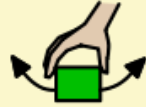


whale:

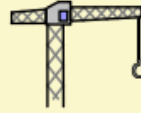




I can



use



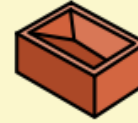
the

crane

to



carry



bricks:





I can

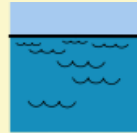


explore



under

the



sea



in



Beneath

the

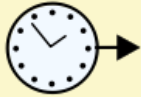


Blue:





I



will



stand

to



wait

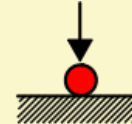
for the



planetarium



show



here:



Inside



I can

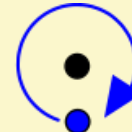


see

a



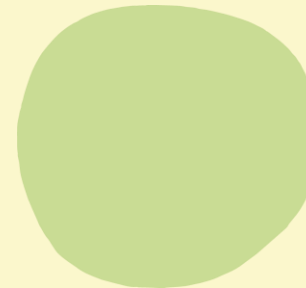
show

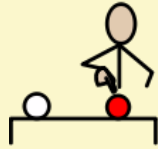


about



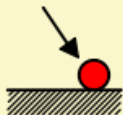
space.





This is the inside of the planetarium:





There

are



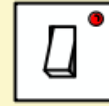
coloured



lights



which



turn off

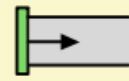


when

the



show



starts.



If

I

do not like



the



dark



I can

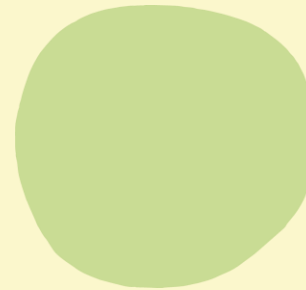


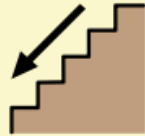
ask

to



leave.

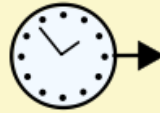




Downstairs



I



will



find



Explorer:



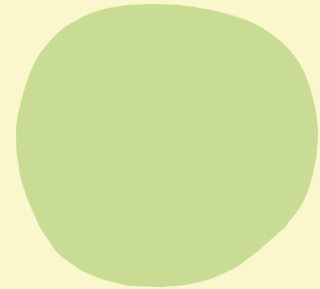
Space.





It is a  bit  dark.

If  I  do not like it  I can  ask to  leave.

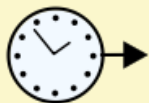




My



workshop



will



take place

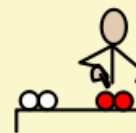


in

1

1

of

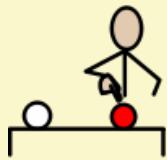


these



rooms:





This

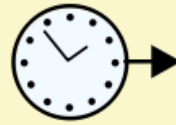
is



where



I



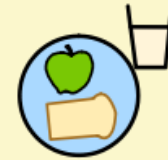
will



eat



my



lunch:



If I need the toilet, I will find them upstairs.





I



might



visit



the

shop



if



I

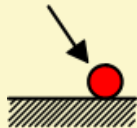
have



some



money.



There

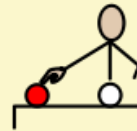


are

lots of



things



that



I can



buy.





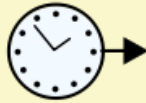
At



home time,



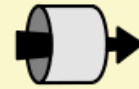
I



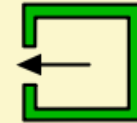
will



leave



through



the

exit.

